


Sorting and Disposing of Waste in Matsue

Burnable Waste → P.2 ^	Metals → P.2 ^	Plastic Containers & Packaging → P.3 ^	Paper Packaging & Wrapping → P.3 ^	Old Papers & Used Clothes → P.3 ^
--	-----------------------------------	--	---	--

①Category



②What to buy

Specially Designated Bags



These can be bought at supermarkets and convenience stores.



③Tying



④Collection Times

twice a week

once a month

once a week

twice a month



Check your neighborhood's collection days on [your household waste collection calendar](#).

⑤Put out your waste in the designated collection spot by 8:30am on collection day.



Please check where your waste collection spot is located.



Cans, Glass,
and Plastic
Bottles



Check [Pg. 4](#) for instructions
on how to dispose.

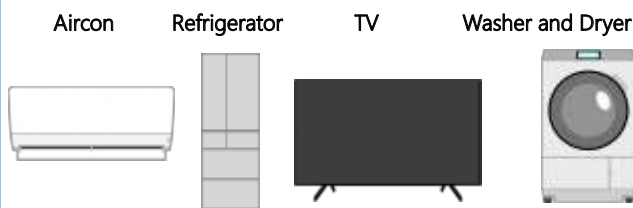
Large Waste

Things that won't fit in a designated waste bag



Check [Pg. 5](#) for instructions on
how to dispose of these kinds of
items.

Household
Electronic
Appliances



Check with the store you bought
these appliances from on how to
dispose them.

Computers



Please call the PC3R Promotion
Association

TEL 03-5282-7685

Other waste



Motorcycles

Tires

Please call the
Matsue City Recycling Promotion
Division

TEL 0852-55-5678

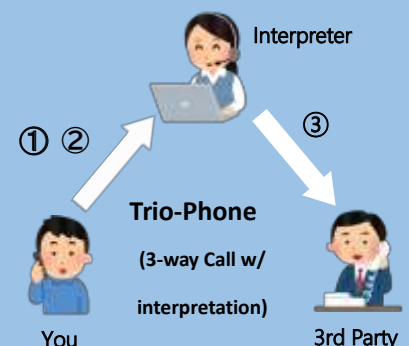
Making a phone call in a language other than Japanese

Use the service called Trio-phone (3-way call), and an interpreter will help you speak to the other party.

- ① After dialing the phone number written below,
say "(language you want to speak in) onegai shimasu".
- ② Once you are connected to an interpreter, tell them the
phone number of the party you would like to call.
- ③ The interpreter will then call the 3rd party.

TEL 070-3774-9329 Skype ID Soudan@SIC

Availability Weekdays from 9:00am to 5:00pm (unavailable from Dec. 29th – Jan. 3rd)



Available Languages: English, Chinese, Tagalog, Portuguese, Vietnam, Korean, Nepali, Bahasa Indonesia, Tai, Spanish, Burmese, Khmer, Russian, French, German, Italian, Malay, Mongolian, Sinhala, Hindi, Bengali

Burnable Waste


Twice a week

Burnable Waste ⇒ things such as food waste, diapers, tree branches, leather goods, things made of glass and rubber, pottery and other things that can fit into the designated waste bag.



★Please make sure to drain as much water as possible from any food waste.

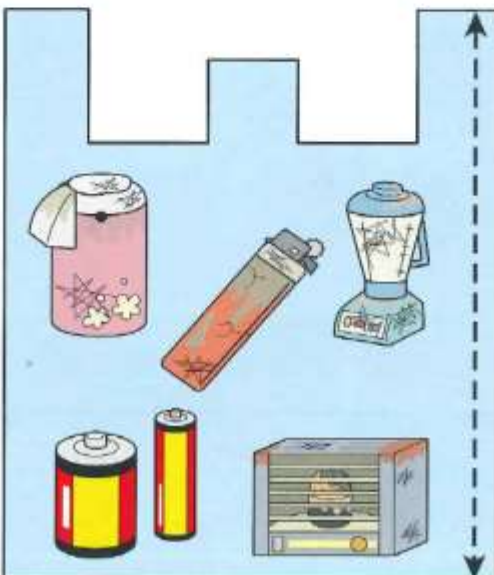
★For things such as broken glass that can cause injuries, wrap them in cloth or paper when throwing them away. Also, write “ちゅうい” on the bag.



Metals

Once a month

Metals ⇒ ①Things that are mostly made of metal,
②Things that have metal inside that can fit into the designated waste bag.



★Umbrellas can be thrown in waste bags as long as long as they do not stick out of the bag more than 30 cm.

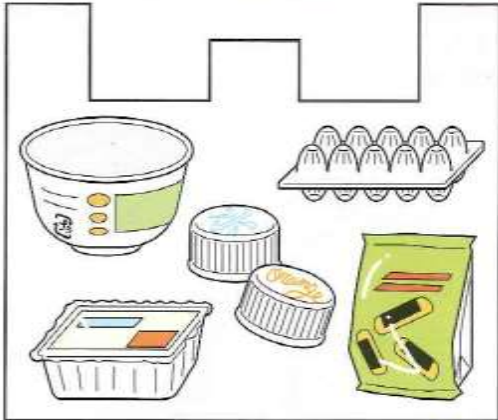
★Please throw out spray cans with metal waste.

★Please wrap sharp and dangerous items like knives and scissors with paper or cloth, and write “ちゅうい” on the bag itself.



Plastic Containers and Packaging

Once a week



Plastic items have this mark

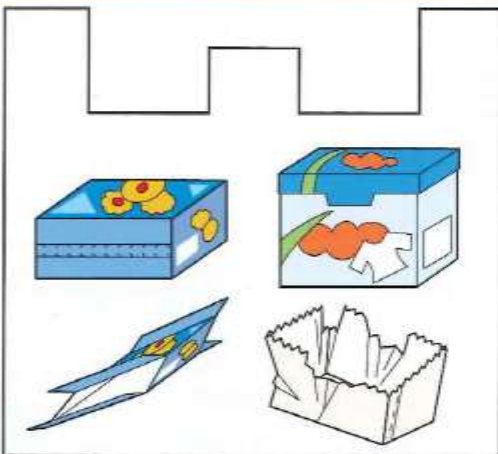
★Please empty out the container and make sure it is cleaned out.

★For containers that aren't empty or have stains that cannot be rinsed out, throw out as burnable waste.



Paper Packaging and Wrapping

Twice a month



Paper items have this mark

★Make sure the packaging is empty.

★For things like ice cream wrappers, please lightly rinse before throwing out.



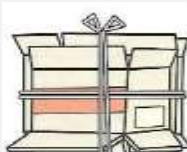
Old Papers & Used Clothes

Twice a month



【Newspaper】

Stack newspapers of roughly the same size and tie them together with string.



【Cardboard Boxes】

Stack cardboard boxes of roughly the same size and tie them together.



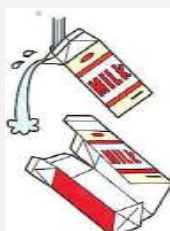
【Used Clothes】

Place used clothes in a see-through bag and write ふるぎ on it.



【Magazines & Catalogs】

Tie them together like the picture on the left. For smaller papers, place them in between larger ones and tie them together.



【Paper Cartons】 (white inside)

After rinsing out the carton, cut it open and flatten it out. After drying, tie them together with string.

Cans, Glass, and Plastic Bottles

Anytime

How to Dispose : take your items to a recycling station (located at super markets, community centers, etc.) *You can only dispose of items that contained food or liquids.

Please be courteous of people living near these recycling centers when taking your waste early in the morning or late at night.



Cans (that contained food or drink)



Cans with these marks



- ★ Rinse out the can lightly with water.
- ★ For cans with stains that won't come off or ones that contained oils, please throw them out with metals.

Glass Bottles (that contained liquids or food)



- ★Remove the cap and lightly rinse out the bottle.
- ★Wrap broken cups, ceramics, and glass bottles with paper or cloth and throw out it with burnable waste.

Please Reuse and Return!

Bottles with this mark






- ★Shō and beer bottles can be used several times. Please return them to the store you purchased them from.

Plastic bottles (that contained food or liquids)



Bottles with this mark



- ★ Remove the cap and labels, and lightly rinse out the bottle.
- ★ Throw out caps and labels with the plastic wrappers and containers.

Large Waste

4 times a year / 2 items for every pick up
After applying, the items will be picked up from your home.
The cost for 1 item to be collected is ¥763.

Large Waste ⇒ waste that will not fit in a designated waste bag.

Even if something doesn't fit in a designated waste bag, if it can fit once it is broken into pieces, you can throw out things with either burnable waste or metals.



Throwing out Large Waste : How to Apply

① Applying

You can apply by e-mail or by phone. Before applying, decide what day and where you will leave your items for pick-up.



② You can purchase Matsue City Large Waste Collection Tickets at post offices and supermarkets.

Please write your name and registration number on the ticket.



③ Throwing out large waste items

The day you put out your large waste items for collection, please stick your waste collection ticket on the item, and place the item in the collection location you picked.

Things that can't be collected as large waste



Where to Apply

【Applying by phone】

Large Waste Center ☎ 0852-27-1570

Open Mon - Fri (closed on holidays)

Business Hours: 8:30am-5:00pm

【Applying by e-mail】

E-mail: recycle@city.matsue.lg.jp

- ① Write 「^{しゅうしゅうきぼう}収集希望」 in the subject line.
- ② Write your address, name, and phone number in the body of the email.

★You will receive a call from the Large Waste Center after you apply. Tell them what kind of waste, and the day you want them to collect that waste.

Because the large waste center is incredibly busy during new years and the beginning of the new fiscal year, you should submit an application early during these periods.

- ★Size: things larger than [200cm×100cm×80cm] ★Weight: 50kg +
- ★Please ask the store you purchased them from on how to dispose of specific large items/electronic appliances.
- ex: TV, Refrigerator, Freezer, Washer, Dryer, Aircon, Computer, Motorcycles, Tires, etc.

Fluorescent Light Tubes

Whenever

How to Dispose: Go to a recycling station and place them in a box like the one pictured below.



There are recycling stations that don't have this kind of box.



Wrap broken incandescent light bulbs, LED lamps, halogen lamps, and fluorescent light tubes in newspaper and throw them out as burnable waste.

Locations that have boxes for fluorescent light tubes

RS=Recycling Station

Matsue Environmental Center	beside the entrance	20-43, Gakuen Minami Choume
Matsue City Office (head)	northside of Annex 2, next to the RS	5, Nakahara-cho
Kashima Branch Office	next to the RS	640-1, Usada-Hongou, Kashima-cho
Shimane Branch Office	next to the RS	1175-1, Kaga, Shimane-cho
Mihonoseki Branch Office	next to the RS	61-2, Shimobeo, Mihonoseki-cho
Yakumo Branch Office	next to the RS	316, Nishi-iwa Saka, Yakumo-cho
Tamayu Branch Office	next to the RS	1793, Yumachi, Tamayu-cho
Shinji Branch Office	next to the RS	885-3, Shinji, Shinji-cho
Yatsuka Branch Office	next to the RS	2060, Hanyuu, Yatsuka-cho
Higashi Izumo Branch Office	next to the RS	1142, Iya, Higashi Izumo-cho
Honjo Community Center	next to the RS	463-3, Honjo-cho
Mochida Community Center	gateball court' s southside, next to the RS	61, Higashi Mochida-cho
Ikuma Community Center	next to the RS	8, Nishi Ikuma-cho
Aika Community Center	next to the RS	60, Okamoto-cho
Ono Community Center	next to the RS	1855-1, Kamiono-cho

Asakumi Town Hall	next to the RS	89-3, Asakumi-cho
Kyu Furue Community Center	next to the RS	1517, Kososhi-cho
Nogi Community Center	next to the RS	5-1-5, Hamanogi
Koshibara Community Center	next to the RS	4-6-30, Koshibara
Oba Community Center	next to the RS	805-3, Ooba-cho
Hokki Community Center	next to the RS	308-4, Hitsu-cho
Chikuya Community Center	next to the RS	279-1, Yawata-cho
JA Shimane, Inbe Store Front	next to the RS	903-2, Higashi Inbe-cho
100 Manboruto Matsue Main Store Front	next to the RS	496-4, Noshira-cho
Shinji Shopping Square Bell	next to the RS	208-35, Sasou Shinji-cho
Kyunonami Community Center, Nonami, Shimane-cho	next to the RS	1206-2, Nonami Shimane-cho
Osoe Waste Collection Location, Yatsuka-cho	waste collection location	1205-2, Osoe, Yatsuka-cho
Hanyu Waste Collection Location, Yatsuka-cho	waste collection location	608-9, Hanyu, Yatsuka-cho
Futago Waste Collection Location, Yatsuka-cho	waste collection location	183-4, Futago, Yatsuka-cho
Nyukou Kawai Waste Collection Location, Yatsuka-cho	waste collection location	2767-1, Nyukou, Yatsuka-cho

Disposing of Household Waste

★ You can dispose of your own household's waste by taking it to a waste disposal site.

If you are unable to take a waste item (such as a large waste item) by yourself, you can contact a waste collection business and have them pick it up at your home. In this case, you will need to pay both a disposal fee and a collection fee.

【Waste Sorting Site】

● Eco-Clean Matsue

(1699-1 Kamikoubu Kashimachi-cho)

(☎0852-82-9625)

【Business Hours】

Mon – Fri from 9am – 4pm

(excluding holidays)

The 2nd Sunday of every month

(In December, it's the 2nd and 4th Sunday)

● Waste that can be disposed of here

Burnable Waste, Metals, Large Waste

● Waste Disposal Fee

Waste items of 50kg and under (fractions will be rounded up) = 500 yen

Waste Items exceeding 50kg will cost an additional 80 yen for every 10kg it exceeds 50kg

● Waste Size

Smaller than 250cm × 100cm × 100cm



【Waste Items that Cannot be Disposed of at a Disposal Site】

Electronic Appliances that are required by law to be disposed of in a certain way:

TV's, Refrigerators, Freezers, Washers, Dryers, Air-cons, Computers,

Other Waste Items: Motorcycles, Tires, Stones, Sediment

【Other】

★ If you bring waste to a disposal site, please drop off the trash yourself from your car.

★ The place where you drop off your waste will depend on what kind of garbage you are dropping off (burnable, metal, large waste, etc.).

If you separate your garbage by type when first putting it into your car, dropping off your garbage on site will be that much easier.